

# Gable Vent Series

**GableMASTER**®

**BUILDERS**®  
**EDGE**



**40**  
**YEAR**  
Limited Warranty

## Exterior Wall Vents

Gable vents are ideal for new home builders or renovators and can be used on all types of materials; timber, steel, cladding or brick.



**Square**  
12"/304mm x 12"/304mm  
Venting area 44" sq



**Round Top**  
14"/356mm x 22"/559mm  
Venting area 50" sq  
22"/559mm x 32"/812mm  
Venting area 70"/1778mm sq



**Rectangular**  
12"/304mm x 18"/457mm  
Venting area 86" sq  
18"/457mm x 24"/609mm  
Venting area 140" sq



**Round**  
16"/406mm  
18"/450mm  
Venting area 26" sq  
22"/559mm  
Venting area 50" sq  
36"/914mm  
Venting area 140" sq



**Octagon**  
18"/457mm width  
Venting area 40" sq  
22"/559mm width  
Venting area 54" sq  
32"/812mm width  
Venting area 110" sq



**Half Round**  
34"/864mm x  
22"/559mm  
Venting area 100" sq





**Oval**  
21"/533mm x 27"/686mm  
Venting area 57" sq



### Features

- More venting area than industry standards.
- Fully screened for complete insect protection.
- Levelling lines for faster and easier installation.
- Double baffle system for increased weather resistance.
- Special grey 'primed' undercoat finish.
- Unprecedented 40 year limited warranty.

These U.S.A. made Gable Vents cool your roof by encouraging air flow which reduces interior temperatures (featuring a larger venting area than industry standards require), whilst 'dressing up' gable ends better than other alternatives.



### Exclusive

This lock-on finishing ring, also acts as a template for cutting siding panels.

### Lock-on ring

These unique positive fitting grooves are designed to secure the vent to siding and weather board.


### Deep Wood Grain Texture Decorative Keystone add ons

(Not available on all styles)

## Non Functional Vents

These Decorative, light weight, polystyrene mouldings are double coated with impact resistant polyurethane finish.

- Standard sizes available - Round 300mm (12"), 400mm (16") and 500mm (20")
- Custom made sizes are available (Price on Application)



## MASTER SHUTTERS™

### Exterior Shutters

Durable louver shutters are easy to install by builders or home handymen and ideal for fixing to timber or brick homes.

14 3/4"/375mm X 55"/1400mm Pair

14 3/4"/375mm X 79"/2010mm Pair

### Features

- State-of-the-art copolymer construction with U.V. stabilizer protection.
- Deep wood grain texture without the worry of wood. i.e. will not rot or warp like timber.



altamonte  
pty ltd

Unit 5/114 Merrindale Drive Croydon South Vic 3136  
Tel: 03 9761 7000 • Fax: 03 9761 7111

[www.altamonte.com.au](http://www.altamonte.com.au)